



University of Nairobi

Online student Application Manual

How to apply

Before continuing please read the University of Nairobi [admission requirements](#)

Please ensure that you meet the admission requirements before applying.

- It is in your best interest to complete your own application. The University of Nairobi does not make use of representatives, agents or agencies during the application process. If you choose to make use of representatives, agents or agencies, you do so at own risk.
- The closing dates are non-negotiable. It is your responsibility to ensure you apply before the applicable deadline!
- It is of utmost importance that you provide your correct personal email, Mobile Number, postal addresses and Next of Kin contacts to enable the University of Nairobi to contact with you directly.

You will only be able to submit your online application once you have:

- Completed the full online application form, **AND**
- Uploaded all the necessary scanned supporting documents in .pdf format, **AND**
- Either paid the application fee by any of the provided means.
- If you have not successfully paid by either means, your form has not been submitted.

Once your application has been successfully submitted after you have clicked VERIFY and APPLY:

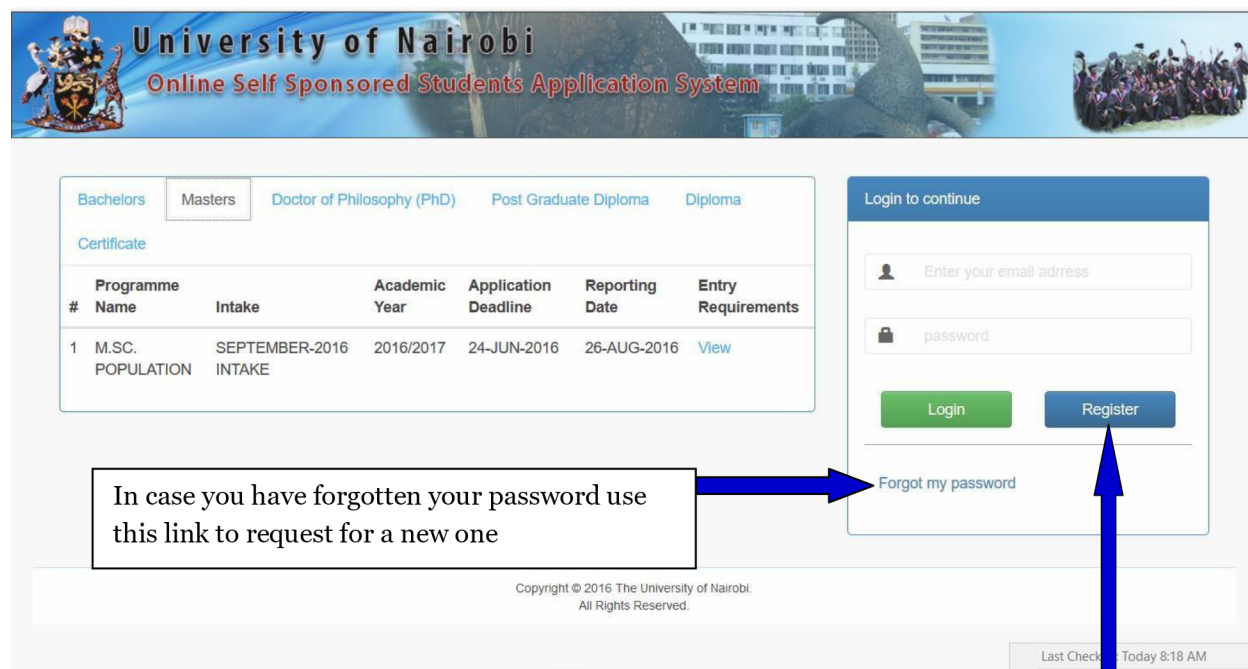
- You will no longer be able to do any further editing of your application via the Online Application system.
- You will be informed by SMS and Email what your allocated reference number is.
- You will also be sent other important procedures describing how to check your progress and application results on your Email.

Persons with disabilities:

The online application system provides the facility for an applicant to disclose his/her disability status. Applicants are encouraged to make use of this facility to disclose their disability status at this point in the application process. Such a disclosure will in no way prejudice an application. Disclosing your disability status enables the University of Nairobi to better anticipate the needs arising from these disabilities.

STEP-BY-STEP GUIDE FOR ONLINE APPLICATION

Step 1: Access from your computer www.application.uonbi.ac.ke



University of Nairobi
Online Self Sponsored Students Application System

Bachelors Masters Doctor of Philosophy (PhD) Post Graduate Diploma Diploma

Certificate

Programme #	Name	Intake	Academic Year	Application Deadline	Reporting Date	Entry Requirements
1	M.SC. POPULATION	SEPTEMBER-2016 INTAKE	2016/2017	24-JUN-2016	26-AUG-2016	View

Login to continue

Enter your email address

password

Login Register

Forgot my password

In case you have forgotten your password use this link to request for a new one

Copyright © 2016 The University of Nairobi. All Rights Reserved.

Last Check Today 8:18 AM

Step 2: Profile Registration – For first time applicants, create a personal profile by clicking on “Click Here to Register Button” to proceed to fill the all the required information

Note: All details marked with a red asterisk are mandatory and you will be required to provide them before you proceed and you must read and accept the terms and conditions before submitting your details.

The registration form is titled "Please Register" and contains the following fields and elements:

- Surname/Last Name/Family Name *
- Other Name(s) *
- Country Code * (Dropdown menu showing Kenya (+254))
- Mobile No *
- Email Address *
- Confirm Email Address *
- Password *
- Confirm Password *
- ☐ I Agree to the [Terms and conditions](#)
-
-

Annotations with arrows point to the checkbox and the Register button:

- Click here to accept terms and conditions (points to the checkbox)
- Click here to submit details (points to the Register button)
- Click here to read the terms and conditions (points to the [Terms and conditions](#) link)

Upon completion, an email will be sent to you (email provided during registration) requiring you to log in into your email account and activate your account together with your username and password.

This will allow you to log into your account to manage your profile and track the progress of your application. To create your account please click on the Register button otherwise enter your username and password to log in to your account.

Step 3: Profile Management

To apply for a University programme you will be required to complete your profile. These include your **Personal details, Contact information, Education background, Work experience and Referees**. You will also be required to upload scanned copies of your certificates, transcripts and passport photo.

Note: If you do not manage to complete your profile in one session your data will be saved and you can still come back and complete it at a later time.

Complete your profile

STEP 1
PRIMARY INFORMATION

STEP 2
PERSONAL DETAILS

STEP 3
EDUCATION BACKGROUND

STEP 4
WORK EXPERIENCE

STEP 5
CONTACT INFORMATION

STEP 6
PROGRAMME APPLICATION

Account Information

Surname/Last Name/Family Name *

Surname

Other Name(s) *

Other Names

Country Code *

KENYA (+254)

Mobile No *

722000000

Email Address *

email@example.com

Confirm Email Address *

email@example.com

Enter Password to confirm changes *

|

☐ Change Password

UPDATE PROFILE

NEXT


Step 4: Programme Selection

Only when your profile is complete can you apply for the programme you wish to undertake. Go to “Click here to apply” menu option on the Dashboard where you will select your programme from the intakes that are open at the time of making the application. Then click on “Apply for intake” Button

Intake Name	Academic Year	Start Date	End Date	
SEPTEMBER-2016 INTAKE	2016/2017	2016-03-14	2016-04-30	Apply For this Intake

Once you click you will be lead to the form below where you select the preferred type of degree

Apply for admission to The University of Nairobi



Student Admission

The University of Nairobi has diversified academic programmes and specializations for post graduate courses in sciences, applied sciences, technology, humanities, social sciences and the arts.

Through self-sponsored programmes, invaluable opportunity has been opened to Kenyans and non-citizens to further their education.

[Find out more: Undergraduate qualifications](#)
[Find out more: Honours degrees and postgraduate diplomas](#)

Certificate & Diploma

Apply for certificate and Diploma Programmes

APPLY

Undergraduate/Bachelors

Apply for Undergraduate/Bachelors Programmes

APPLY

Masters & Postgraduate Diplomas

Apply for Masters & Postgraduate Diploma Programmes

APPLY

PhD











Apply for PhD Programmes

APPLY

You will also be able to view the entry requirements for the programme to see if you meet the requirements before making the application.

On selection of the degree programme types e.g Certificate & Diploma, Undergraduate/Bachelors, Masters/Postgraduate Diplomas or PhD you intent to apply for, you will get a list of all the available programmes in that category. Click on ‘Apply for this Programme’ Button alongside the preferred programme as shown below

Displaying 1 - 10 of 33 Programmes(s) on Page 1

Programme Name	Faculty Name	Duration (Years)	
MSC IN (AGRICULTURAL AND APPLIED ECONOMICS)	FACULTY OF AGRICULTURE	2	 Apply For this Programme
MASTER OF SCIENCE DEGREE IN PHARMACOLOGY AND TOXICOLOGY	FACULTY OF VETERINARY MEDICINE	2	 Apply For this Programme
MSC. PHARMACOLOGY AND TOXICOLOGY	FACULTY OF VETERINARY MEDICINE	2	 Apply For this Programme
MSC. IN MANAGEMENT OF AGROECOSYSTEMS AND ENVIRONMENT	FACULTY OF AGRICULTURE	4	 Apply For this Programme
MASTER OF ARTS IN WOMEN, LEADERSHIP AND GOVERNANCE IN AFRICA	AFRICAN WOMEN'S STUDIES CENTRE	2	 Apply For this Programme
MASTER OF SCIENCE IN BIOTECHNOLOGY	CENTRE FOR BIOTECHNOLOGY AND BIOINFORMATICS	2	 Apply For this Programme
MASTER OF SCIENCE IN BIOTECHNOLOGY (AGRICULTURE & ENVIRONMENTAL OPTION)	CENTRE FOR BIOTECHNOLOGY AND BIOINFORMATICS	2	 Apply For this Programme
MASTER OF SCIENCE IN BIOINFORMATICS	CENTRE FOR BIOTECHNOLOGY AND BIOINFORMATICS	2	 Apply For this Programme
MASTER OF SCIENCE IN PLANT PATHOLOGY	FACULTY OF AGRICULTURE	2	 Apply For this Programme
MASTER OF SCIENCE IN CROP PROTECTION	FACULTY OF AGRICULTURE	2	 Apply For this Programme

1 2 3 4 Last >>


Payment of Application Fees

If satisfied and wish to proceed you will be directed to the payment section where you pay the application fees. The system supports online payment using Master and Visa cards, Mpesa and payment through the bank. In each case the system will issue an applicant reference number which should be used as the account no when making the payment.

Payment Details
M.SC. POPULATION-255 (Masters)
Amount due KES10.00
Kindly use the following reference number 10000112016 when paying via mobile payment or in the Bank. This reference will be used to track your application

Available Payment options

MPesa Payment




Ensure you pay the exact amount, otherwise the application won't be processed.

1. Go to the M-Pesa menu on your phone
2. Select Pay Bill option
3. Enter the following business number, 522888
4. Enter 10000112016 as the Account No
5. Enter the total Amount (KES10.00)
6. Enter your M-Pesa PIN then send
7. You will receive a transaction confirmation SMS from M-Pesa and KCB
8. Your payment will be automatically processed in the system
9. Check your dashboard for the processed payment details

PAY

Paying through the bank




Payment instructions for walk-in banking

1. Visit any Kenya Commercial Bank (KCB) branch
2. Obtain a cash deposit slip
3. Enter the branch as University Way
4. Enter Account number 1177475707
5. Enter Account Name University of Nairobi (CESSP)
6. Quote the application reference number 10000112016
7. Enter amount being paid (KES10.00)
8. Deposit your money
9. Log in to your online application account to confirm that the payment has been processed

PAY

Credit/Debit card payment



We currently support Visa and MasterCard (Debit/Credit)

Pay with Debit/Credit Card

Copyright © 2016 The University of Nairobi. All Rights Reserved. Last Checked Today 9:10 AM

APPLICATION FEE PAYMENT VIA M-PESA


Pay the required amount through your mobile phone by M-PESA following the instructions below:

1. Go to M-PESA on your phone.
2. Select Lipa na M-PESA option
3. Select Pay Bill option.
4. Enter Business no.
5. Enter your Reference number **as sent to your mobile phone**
6. Enter the Amount you intend to pay.
7. Enter your M-PESA PIN and Send

N/B. Only make the payment if you have been allocated an application reference number sent to your phone or email

APPLICATION FEE PAYMENT USING VISA CARD


You can also pay using a VISA debit or credit card by choosing the VISA option as shown



Your details will be sent to and processed by **The MasterCard Internet Gateway Service** and will not be disclosed to the merchant

Internet Gateway Service

Merchant name: University Of Nairobi

 How would you like to pay?

Pay securely using SSL+ by clicking on the card logo below:


Select VISA option



[Cancel](#)

Copyright ©2007 TNS Payment Technologies Pty Ltd. All Rights Reserved.


SECURE PAYMENTS  POWERED BY DIALECT




Your details will be sent to and processed by **The MasterCard Internet Gateway Service** and will not be disclosed to the merchant

Internet Gateway Service

Merchant name: University Of Nairobi

 Enter your card details:

Enter the card number, Expiry date and the security code, then click on the 'Pay' Button

 **VISA:**

You have chosen **VISA** as your method of payment. Please enter your card details into the form below and click "pay" to complete your purchase.

Card Number :::

Expiry Date :::

 / month/year

Security Code :::

The 3 digits after the card number on the signature panel of your card.

Purchase Amount :::

KES KSh 10.00



Verified by VISA

I hereby authorise the debit to my VISA Account in favour of University Of Nairobi

Copyright ©2007 TNS Payment Technologies Pty Ltd. All Rights Reserved.

SECURE PAYMENTS  POWERED BY DIALECT

NOTE: You will be notified on successful payment process. You can print the payment report generated after the process.

PAYMENT BY DIRECT BANKING

1. Visit any **Kenya Commercial Bank (KCB)** branch
2. Obtain a cash deposit slip
3. Enter the branch as **University Way**
4. Enter Account number **1177475707**
5. Enter Account Name **University of Nairobi (CESSP)**
6. Quote the application reference number **as sent to your mobile phone**
7. Enter amount being paid eg. **(KES3,000.00)**
8. Deposit your money
9. Log in to your online application account to confirm that the payment has been processed

APPLICATION PROGRESS TRACKING

The Online application system provides a mechanism for applicants to track the progress of admission process at any given time, and also download the admission letter and joining instructions.

All this can be done from the applicant's portal account by click of a button.

CHANGE OF APPLIED COURSE

The applicant may request for a change course in the following instances:-

1. They did not meet the admission criteria for the programme applied and therefore have not been shortlisted.
2. They wish to change the course applied for.
3. The applicant is not eligible for the course they have applied for.

To apply for the change of course the applicant may write a letter to the Academic Registrar, requesting for "Change of Applied Course" Quoting their Application Reference Number and indicating clearly the new course they wish to change to. This letter may be emailed to reg-academic@uonbi.ac.ke or admissions@uonbi.ac.ke

There is no additional cost to a request for Change of Course.